

# Mobile access to eBooks

- Most eBooks will require that you download an **ebook reader** to your mobile device.
- An ebook reader is like a translator; it will help your device understand how to display the ebook on your device.
- **Bluefire Reader** is the most popular and the most commonly used.
- Many ebooks will be in one of these formats: Adobe® Content Server protected eBooks, EPUB and PDF eBooks.
- **Bluefire Reader** will allow you to read your ebook in Adobe® Content Server protected eBooks, EPUB and PDF eBooks.

## How to Download Bluefire

**1** You will need to create a FREE **Adobe account**.

You will need this to *authorize* the Bluefire Reader.

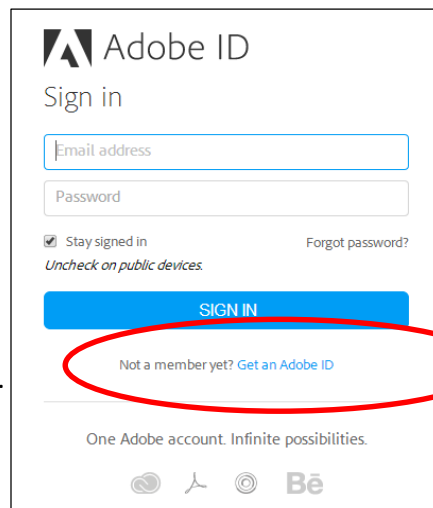
Go to [www.adobe.com](http://www.adobe.com) and click on SIGN IN

[Look at the very top of the screen on the right]

Then click on **GET AN ADOBE ID** and create an id

Be sure to remember your ID & Password, you will need it.

Log out of Adobe.



**2** On your mobile device, go to the **App Store**

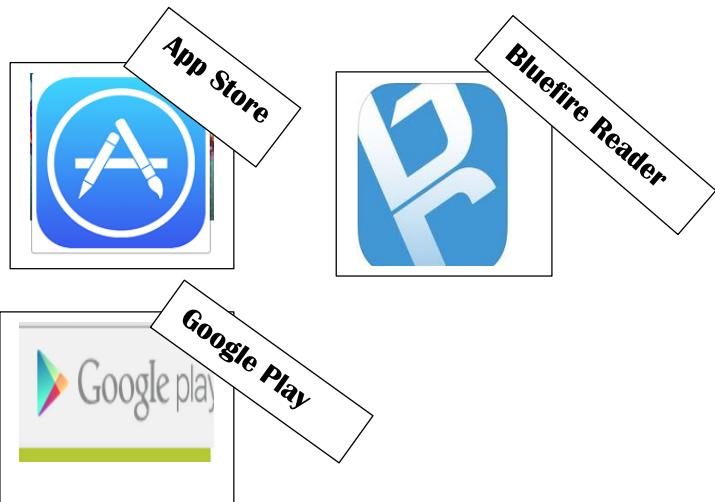
Find "**Bluefire Reader**" and click to download.

It's FREE!

**OR**

Go to **Google Play** and find "**Bluefire Reader**"

Then download it on your device, it's FREE too.



**3** Log on to the **library web** site at [library.devry.edu](http://library.devry.edu) on your device

Choose **one of our ebook collections**. Each has different requirements which are listed below.

Not all ebooks are downloadable and some have a limit on the number of pages that can be downloaded.

## **1-SAFARI**

Most of our Standard Safari accounts are not able to use our mobile apps.

You can access Safari from a phone or tablet using our mobile web site available at:  
<http://m.proquest.safaribooksonline.com>

At this time our "Safari To Go" app does not provide access for Standard library accounts.

We do plan to make Safari To Go work with academic libraries at a future date. To access Safari from a phone or tablet please use our mobile web site available at: <http://m.proquest.safaribooksonline.com>

NOTE: ProQuest states "If your school has Personal Safari account you can use the Safari To Go apps. We have apps available for iPad, iPhone, Android Phones, Android Tablets, and Blackberry Playbook".

DeVry does not offer Personal Safari Accounts.

Safari Books Online does have a mobile version. Please point your phones and tablets to:  
<http://proquest.safaribooksonline.com>

You must be on your school's network to use the mobile site. Safari uses the IP address from the network to log you into the correct account.

## **2-BOOKS 24/7**

Some books are offered as a PDF file, but not many.

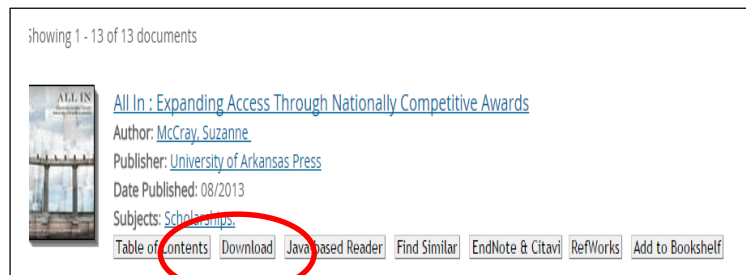
If it is offered as a PDF file you can download it to your device but there will be a restriction on the number of pages you can download.

You do not need to be on the school's network to access these items

## **3-Ebrary (ProQuest)**

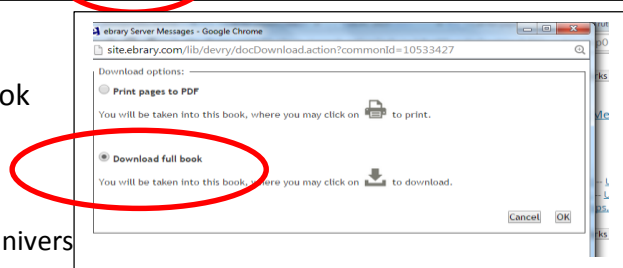
In the new ebrary online Reader, users can download a book for offline reading on either their tablet or phone (iOS and Android are supported) using the independent, highly rated Bluefire Reader for mobile devices. Directions for installing the Bluefire Reader are listed above.

Once you have located a book that you are interested in, click on the "download" button.

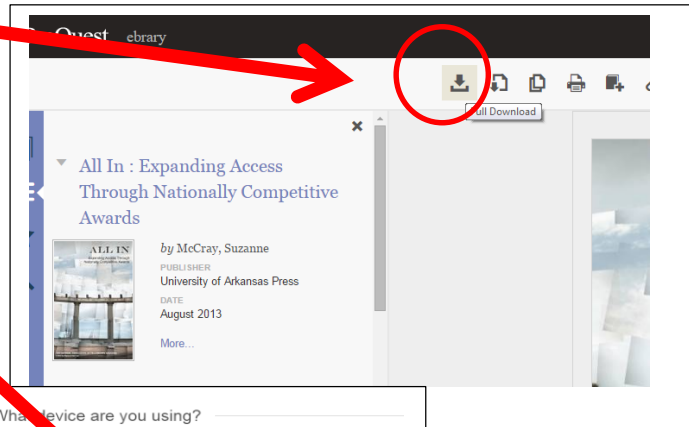


Then choose what you want to do next

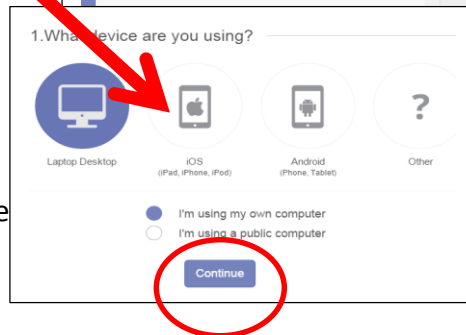
You can choose to print or download the book



Look at the ribbon at the top  
Choose the first icon to download the book



You might see the following: click on your device  
Then click on "continue"



After the download is complete, you will  
see a small message box confirming the  
download.

This will automatically open your Bluefire reader.

Loan period is 14 days.

## **4-eBooks EBSCOHost**

Run a search for the topic you are interested in.

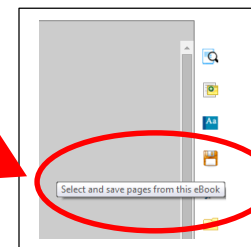
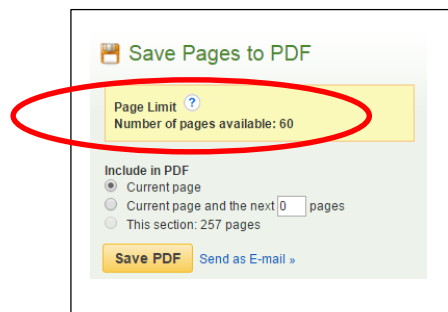


Then open the book you have chosen by clicking on the title

Next, click on "eBook Full Text" to open the book.

From the far right corner click on the "save" icon

There is a limit to the number of pages you can download.



**NOTE:** DeVry does not offer full downloadable books at this time.

## **4-eBooks EBSCOHost– phones**

### iPhone and Android Application

EBSCO offers an app for accessing EBSCOhost from your iOS (iPhone, iPod Touch, and iPad) and Android devices. The EBSCOhost app is available for download from the iTunes app store as well as Google Play.

After downloading the EBSCOhost app, it must be authenticated from within an EBSCOhost profile.

To authenticate the EBSCOhost app:

Click the EBSCOhost iPhone and Android Applications link at the bottom of the page and enter your email address.

An email with an authentication key is sent to you.

Access the email from your device and click the link found in the email to authenticate the application.

You have 24 hours to access the key from your device to authenticate the app. If the key is not used within 24 hours, it expires and you will need a new key.

### Notes:

Once it is authenticated, the app can be used for nine months, after which you must send yourself a new authentication key from the EBSCOhost interface.

The app is authenticated to the profile from which you emailed yourself the authentication key. To access a different profile from the app, click the EBSCOhost iPhone and Android Applications link from within the new profile and complete the authentication steps.

DeVry does not offer full downloads at this time but you can download portions of certain eBooks on your phone.

Most ebooks are viewable on the full site. Email a link for desktop access later.

### Mobile Devices Used to Authenticate Steps Outlined

Samsung Galaxy S4 Android Phone

Samsung Galaxy Note 3 Android Phone

LG Smartphone

Android Tablet